




FS Rialto


Porcelain tiles

FS Rialto FS Rialto Decor

FS RIALTO



FS RIALTO




45,2 * 45,2 * 1 cm | 18 * 18"

| | |
|-------------|-------------------------------|
| NO RETIFIED | NATURAL PRICE CODE BN61 |
| FS RIALTO | 23352 |

FS RIALTO | Decor



FS RIALTO DECOR



45,2 * 45,2 * 1 cm | 18 * 18"

| | |
|-----------------|-------------------------------|
| NO RETIFIED | NATURAL PRICE CODE BN61 |
| FS RIALTO DECOR | 23380 |

| CARACTERÍSTICAS TÉCNICAS TECHNICAL CHARACTERISTICS | | | |
|--|------------------------|------------------|-----|
| joint 1,5 mm | frost proof | versatile | mat |
| diferent shades | shade variation 1/4 | various graphics | |

| CARACTERÍSTICAS TÉCNICAS ANTIDESLIZAMIENTO ANTI-SLIP CHARACTERISTICS | | |
|--|--|--------------------|
| Ensayo Essay | Características Features | Resultado Result |
| DIN 51130 | Ángulo crítico (Pies calzados) Critical angle (footwear) | R9 |
| BS 7976-2 | Antideslizamiento (Test del péndulo) Slip resistance (Pendulum test-PTV) | +36 Wet |
| UNE-ENV 12633 | Antideslizamiento (Test del péndulo) Slip resistance (Pendulum test) | Class 1 |
| ANSI A.1371 | Coefficiente de Fricción Dinámico Dynamic Coefficient of Friction (DCOF) | >0,42 |
| ISO 10545-7 | Resistencia a la Abrasión Superficial/Resistance to Surface Abrasion | PEI 4 |

EMBALAJE | PACKING

(Los pesos aquí reflejados pueden sufrir ligeras variaciones en función del lote de producción. Weights shown here may slightly vary depending on the production lot.)

| Formato Sizes | Cajas Boxes | | | Pallet | | | | Cont./20' 21500 kg. | Cont./20' 24000 kg. |
|---------------------------|---------------|-----------------------|-------|--------|-----------------------|---------|---------------------------|-----------------------|-----------------------|
| | Piezas | m ² / sq.m | kg | Cajas | m ² / sq.m | kg | Tamaño cm aprox. | m ² / sq.m | m ² / sq.m |
| 45,2 * 45,2 * 1 | 5 | 1,02 | 23,7 | 66 | 67,32 | 1588 | 120 * 80 * 105 | 911,45 | 1017,43 |
| inch | Units | ft ² | lb | Boxes | ft ² | lb | Sizes inch approx. | ft ² | ft ² |
| 17 13/16 * 17 13/16 * 3/8 | 5 | 10,98 | 52,26 | 66 | 724,63 | 3501,54 | 47 1/4 * 31 1/2 * 41 5/16 | 9810,83 | 10951,62 |